


Installation Instructions

Engine Torque Mount Restrictor

Ford Fiesta 1.5 ST Ecoboost Model 2018>



Suitable for DIY installation

RECOMMENDED TOOLS


Trolley Jack & Axle Stands (or car ramp)
16mm & 15mm Socket & Ratchet
T30 Torx bit
Flat bladed screw driver
Torque wrench

REMOVAL

1. Place car on ramp or jack up car and support using axle stands
2. Remove the 6 x T30 torx screws and 2 x plastic clips retaining the engine under guard



3. Remove the 1 x 16mm Bolt & 1 x 15mm Bolt retaining the existing mount (retain parts for reinstall later)




4. Remove the original mount



5. Install the CP Mount



6. Ensure that the Mount is correctly oriented as pictured



7. Reinstall the original 15mm & 16mm Retaining bolts and tighten to 40 lb-ft
8. Reinstall the engine under guard using the 2 x plastic clips and the 6 x T30 torx screws



If you experience problems please call our customer service line at **01260 279604** for assistance.



Collins Performance
Engineering Ltd
Tel 01260 279604
Fax 01260 299208
Tel: M 07725 618 835

E-mail: gary@collinsperformance.com

Director: Martin Collins

VAT No: 634 1678 35