


## Installation Instructions

### Exhaust Control Valve Relocation Kit

2016- Focus Mk3 RS model




### **SUGGESTED TOOLS**

10mm Spanner/socket with wrench  
8mm Spanner/socket with wrench

1. Remove the 3 x 8mm nuts retaining the exhaust control valve to the original exhaust



2. Remove the exhaust control valve and discard the original connecting spring
3. Install the replacement movement control spring




4. Position the 2 x aluminium spacers – see image above

5. Install the cover plate/locating bracket and retain using the 2 x M10 x 25mm bolts/washers and nuts supplied – see image below



6. Locate the bracket/valve assembly onto the car using the M10 bolts/washers and nuts supplied – see image below
- 7.



8. Re connect the control valve wiring plug

If you experience any problems please call our customer service line at **01260 279604** for assistance



Collins Performance  
Engineering Ltd  
Tel 01260 279604  
Fax 01260 299208  
Tel: M 07725 618 835

E-mail: [gary@collinsperformance.com](mailto:gary@collinsperformance.com)  
Managing Director: Martin Collins